



MISURA

MA05

- EN** User guide
- DE** Benutzerhandbuch
- CZ** Uživatelská příručka
- SK** Používateľská príručka
- HU** Használati kézikönyv
- PL** Priročnik za uporabo
- SL** Instrukcija obslugi
- IT** Manuale d'uso



USER GUIDE

ENGLISH

Wireless charging mobile holder

INSTRUCTIONS FOR USE

- 1.** Before using this MISURA MA05 mobile holder, connect the cable via the USB-C connector to a charging interface (for example: car charger cigarette lighter or USB charging interface in the car).
- 2.** Attach the mobile phone holder to the air vent grille, dashboard or car glass using one of the supplied brackets (the mobile phone holder can also be attached to any smooth surface, for example a table, using a small metal stand with double-sided tape).
- 3.** When the MISURA MA05 mobile phone holder is connected to a 5–12 V/DC power supply, the blue indicator lights up. When you press the centre of the back of the mobile phone against the suction cup of the mobile phone holder, the internal micro air pump will automatically start to create a vacuum. This causes the phone to clamp firmly to the MISURA MA05 holder and wireless charging starts.
- 4.** When removing the phone, press and hold the suction switch on the side of the phone holder. The phone will release, and you can remove it.
- 5.** The MISURA MA05 cell phone holder has a built-in micro lithium battery that can attach the cell phone without connecting a cable. However, in this case, wireless charging will not start (the built-in battery does not support wireless charging function).

INDICATION OF INTERNAL BATTERY STATUS

The built-in indicator shows the battery charge level:

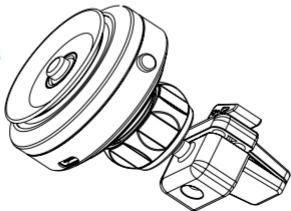
- The blue light flashes four times continuously to indicate a fully charged product battery (equivalent to 4 bars of power)
- Blue light flashes 3 times continuously, indicating a medium battery charge (equivalent to 3 lines of energy)
- The blue light flashes 2 times continuously, indicating a low product battery (equivalent to 2 energy cells).
- The blue light flashes continuously 1 time, indicating a nearly depleted product battery (equivalent to 1 line of energy).



PRODUCT DESCRIPTION

1. The MISURA MA05 mobile phone holder uses the principle of electric vacuum adsorption.
2. The mobile phone holder is equipped with an intelligent vacuum level detection chip. This is automatically activated when the phone is placed on the suction cup of the mobile phone holder. An internal vacuum sensing device with senses the vacuum strength in real time. When the pressure is lower than the set value, the air pump immediately restarts to ensure sufficient pressure for long-term air adsorption. This ensures that the vacuum pressure value is constant and stable.
3. The MISURA MA05 mobile phone holder has a built-in wireless fast charging function. It supports wireless charging of mobile phones and other devices that conform to the WPC Qi standard, such as the Apple series and Android series. Apple a řady Android.

**Underpressure
-60kPa**



ATTENTION

- 1.** It is recommended to use QCQ3.0 or higher adapter to power this product.
- 2.** Protect this product from fire and do not drop it.
- 3.** The charging contact surface on the back of the mobile phone must be free of metallic substances such as metal rings, uneven protective covers, etc.
- 4.** Do not use the wireless charger in an environment with significantly high temperature or humidity.
- 5.** Regularly clean the touch surface on the holder so that the phone can be fully attached to the mobile phone holder.
- 6.** The company assumes no liability for damages or maintenance if damage to the device or this product occurs due to improper use, arbitrary disassembly or failure to follow these instructions for use.



PARAMETERS

Main Material: High quality aluminum alloy + PC + silicone

Supported models: Smartphones over 4 inches (MISURA MA05 mobile phone holder does not support breathable case materials or non-uniform mobile phone cases)

Charging interface: Type C

Battery capacity: 90 mA (built-in battery only works for air pump)

Input voltage: 5V/9V/12V+5% (can support QC, PD protocol adapter)

Rechargeable current: 2A

Wireless charging power: 5W/7.5W/10W/15W (backward compatible)

Conversion efficiency: > 73%

The product is equipped with overheat protection, which automatically stops charging if the temperature is above 60° during charging.

The product is equipped with over-current protection that automatically stops charging when the output current is higher than 2.5 A during charging, to prevent damage to the charger.

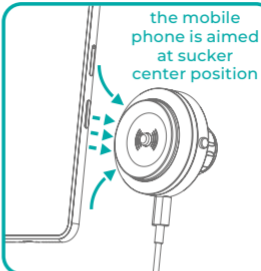
Charging standard: Qi wireless charging protocol

Underpressure: MIN -20kPa ~ MAX -40kPa Product size: 60×60×85mm


Product weight: 97 g



insert data
cable



the mobile
phone is aimed
at sucker
center
position




to take out
the phone,
press and hold
the exhaust
switch

Thank you for your purchase.
Please contact us at:

Manufacturer/Importer

MISURA Store s.r.o.,
ID: CZ264 03 714
www.misura.shop
info@misura.shop



We are not responsible for any typographical errors.